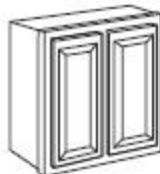
**Single Door Wall:**

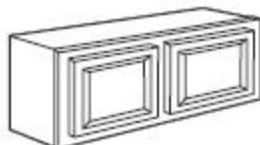
W9" x 30"    W9" x 42"  
 W12" x 30"    W12" x 42"  
 W15" x 30"    W15" x 42"  
 W18" x 30"    W18" x 42"  
 W21" x 30"    W21" x 42"

All wall cabinets have two 5/8" adjustable plywood shelves. Door is reversible.

**Double Door Wall:**

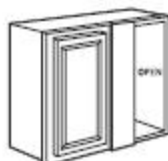
W24" x 30"    W24" x 42"  
 W27" x 30"    W27" x 42"  
 W30" x 30"    W30" x 42"  
 W33" x 30"    W33" x 42"  
 W36" x 30"    W36" x 42"  
 W39" x 30"    W39" x 42"

All wall cabinets have two 5/8" adjustable plywood shelves.

**Double Door Wall Bridge:**

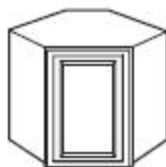
W30" x 12"    W33" x 12"    W36" x 15"  
 W30" x 15"    W33" x 15"    W36" x 12"  
 W30" x 24"    W36" x 24"    W39" x 12"

No shelves.

**Wall Blind Corner:**

WBC27" x 30"R  
 WBC27" x 30"L  
 WBC27" x 42"R  
 WBC27" x 42"L

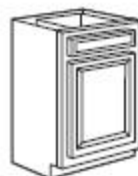
All wall cabinets have two 5/8" adjustable plywood shelves. Pull cabinet away from wall corner 0-2" for door operation.

**Wall Diagonal Corner:**

WDC24" x 30"  
 WDC24" x 42"

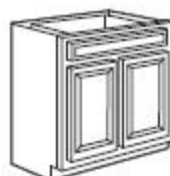
Door is reversible.

All wall cabinets have two 5/8" adjustable plywood shelves. Start installation with a corner wall cabinet if kitchen has a corner.

**Single Door Base:**

B9"    B18"  
 B12"    B21"  
 B15"

5/8" adjustable half depth plywood shelf. All base cabinets include finished toe kick. 8ft. toe kicks available.

**Double Door Base:**

B24"    B30"    B42"  
 B27"    B33"  
 B36"    B39"

One 5/8" adjustable half depth plywood shelf. All base cabinets include finished toe kick. 8ft. toe kicks available. \*2 drawer unit.

**Base Drawer Unit:**

DB15"  
 DB18"  
 DB24"

Three drawers. All base cabinets include finished toe kick. 8ft. toe kicks available.

**FBP 96341****Finished Back Panel:**

34.5" H x 96" W x 1/4" D

**Decorative Base End Panel****(BEP 3):**

34.5" H x 24" W x .5" D  
 Refrigerator Panel (REP2):  
 24" x 96"  
 Refrigerator Panel (REP3):  
 12" x 84"

Includes 3" trimmable filler; finished on both sides.

**Wall Filler Strip****WF3" (3" x 30")****WF342" (3" x 42")****Decorative Wall Filler Strips**

TMG-A12WF - 3" W x 12" H  
 TMG-A15WF - 3" W x 15" H  
 TMG-A24WF - 3" W x 24" H  
 TMG-A30WF - 3" W x 30" H  
 TMG-A42WF - 3" W x 42" H

**BF3" 30" BF6****(3" x 34 1/2") / (6" x 34 1/2")****Base Filler w/ Toe Kick:**

(Line art may not reflect exact specifications.)

**Outside Corner Moulding:****OSCSC5**

3/4" W x 96" L x 1/4" Thick

**TK8' Finished Toe Kick****VAS48" Sculptured Valance****VAS36" Sculptured Valance****VA36" Plain Valance****Decorative Wall Filler Strips****w/ Toe Kick**

TMG-A3BF - 3" W x 341/2" H

**Batten Molding: SC2**

3/4" W x 96" L x 1/8" Thick

**CM96 Crown Molding:**

8' length x 2 1/2" width